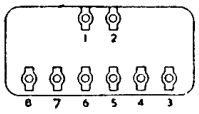
OUTPUT TRANSFORMER V.H.F. 71

COIL FORMER VIEWED FROM ABOVE

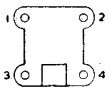
IFT BASE VIEWED FROM UNDERNEATH (IFT 2 & 5)

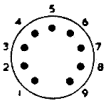
VALVE BASE B9A VIEWED FROM UNDERNEATH

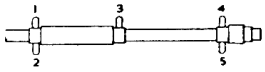
FERRITE AERIAL

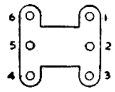
IFT BASE VIEWED FROM UNDERNEATH (IFT 1, 3 & 4)

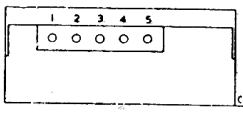

CONNECTIONS TO VHF. HEAD

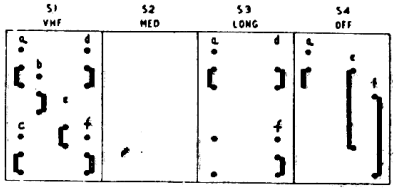

PIANO KEY SWITCH POSITIONS (IN M.W. POSITION)

Component Details—Bush Models VHF71, VHF72

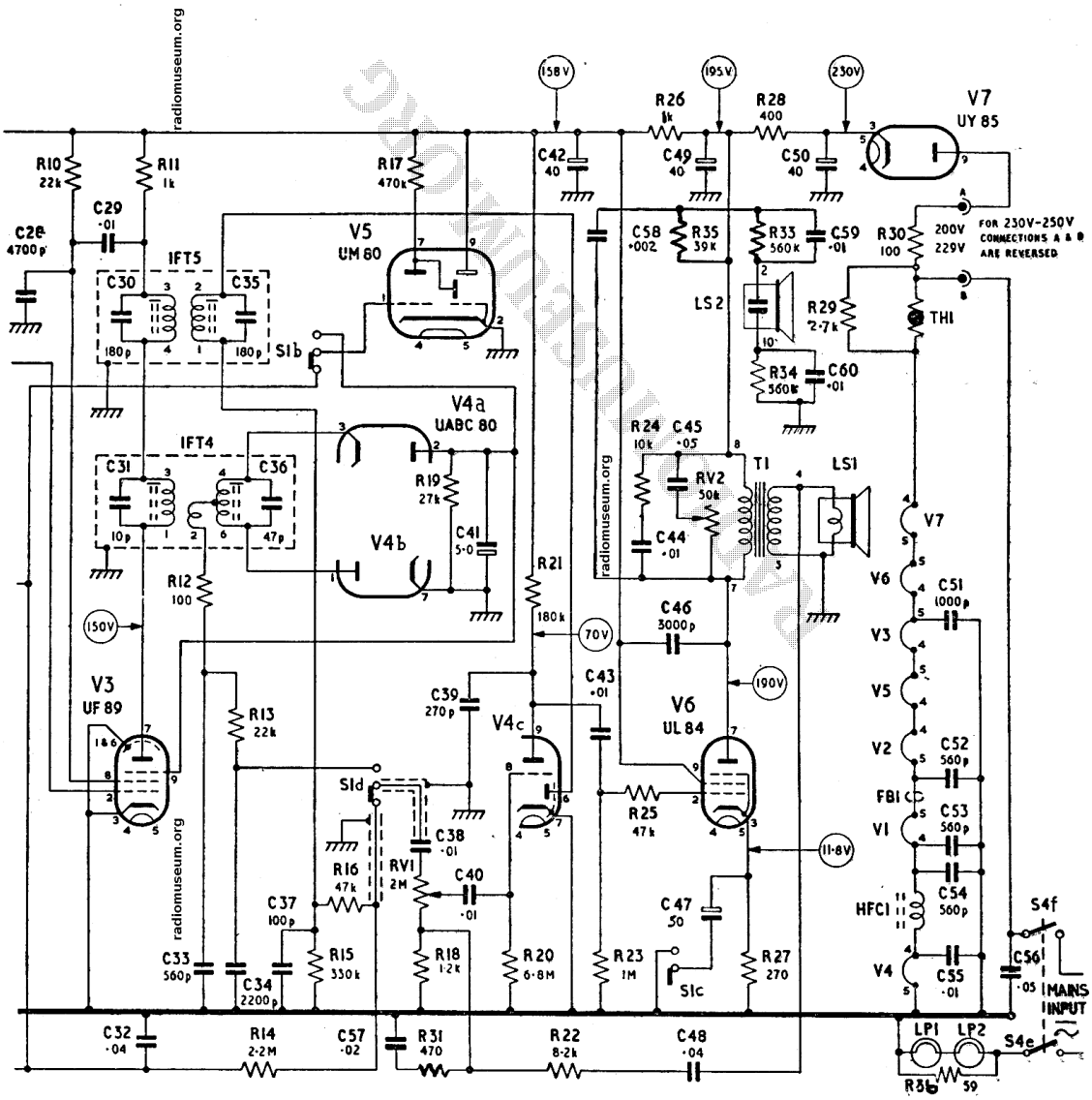

Bush Model VHF72

similar but without the components associated with LS2).

Radiomuseum.org: Bush Radio; London VHF71
www.radiomuseum.org; upload by Keith Staines; download by ; Sat Jul 27 07:27:31 UTC 2024 [2820 x 2004, 166kb]; ID=578794